


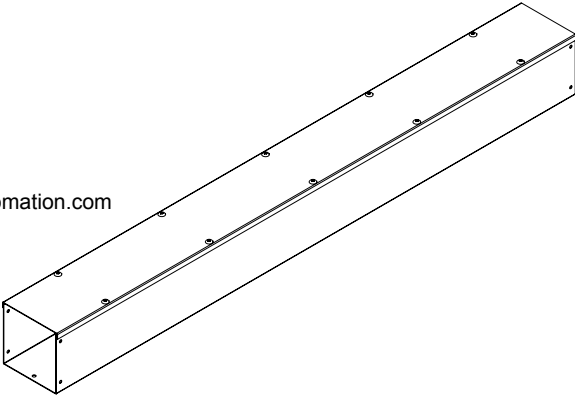
Gross Automation (877) 268-3700 · www.hammondenclosuresales.com · sales@grossautomation.com



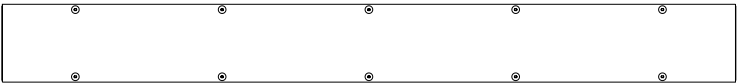
PART No. CWSC660NK

Data subject to change without notice

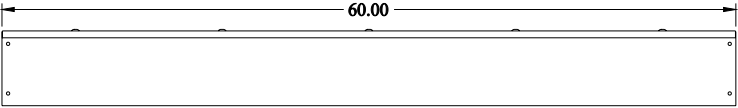
Isometric drawing Not to Scale



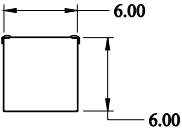
ISOMETRIC VIEW



TOP VIEW



FRONT VIEW



SIDE VIEW



BOTTOM VIEW



BACK VIEW



SIDE VIEW