

PART No. CWBA836

Data subject to change without notice
Isometric drawing Not to Scale




BACK VIEW




LEFT SIDE VIEW



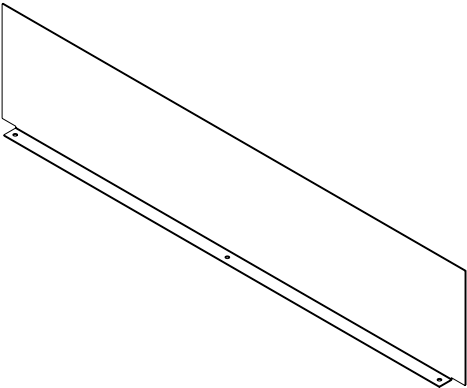
TOP VIEW



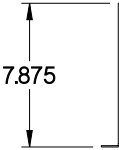
FRONT VIEW



BOTTOM VIEW



ISOMETRIC VIEW



RIGHT SIDE VIEW