

PART No. CWBA448

Data subject to change without notice

Isometric drawing Not to Scale

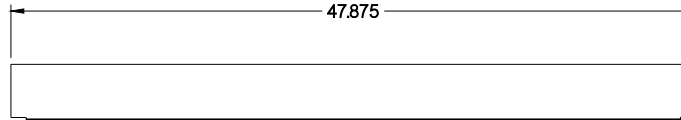
Gross Automation (877) 268-3700 · [www.hammondenclosuresales.com](http://www.hammondenclosuresales.com) · [sales@grossautomation.com](mailto:sales@grossautomation.com)




BACK VIEW



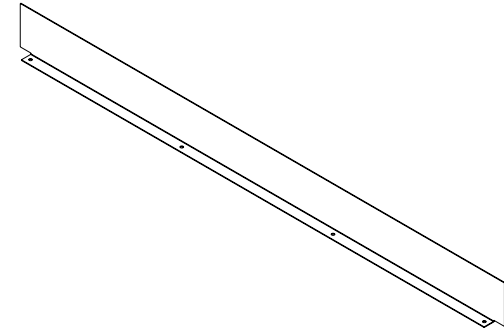
LEFT SIDE VIEW



FRONT VIEW



BOTTOM VIEW



ISOMETRIC VIEW



RIGHT SIDE VIEW