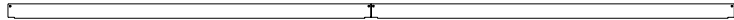


PART No. CWBA2120

Data subject to change without notice

Isometric drawing Not to Scale

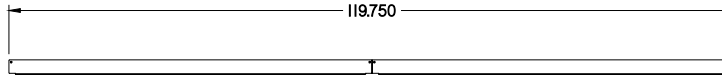
Gross Automation (877) 268-3700 · [www.hammondenclosuresales.com](http://www.hammondenclosuresales.com) · [sales@grossautomation.com](mailto:sales@grossautomation.com)



BACK VIEW

L

LEFT SIDE VIEW




FRONT VIEW



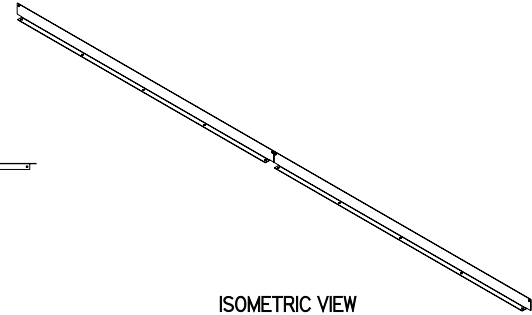
RIGHT SIDE VIEW



BOTTOM VIEW



TOP VIEW



ISOMETRIC VIEW