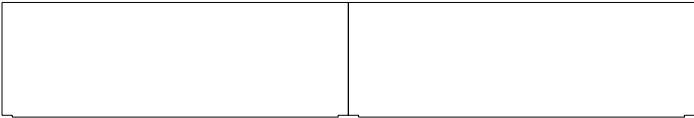



PART No. CWBA1272

Data subject to change without notice

Isometric drawing Not to Scale




BACK VIEW

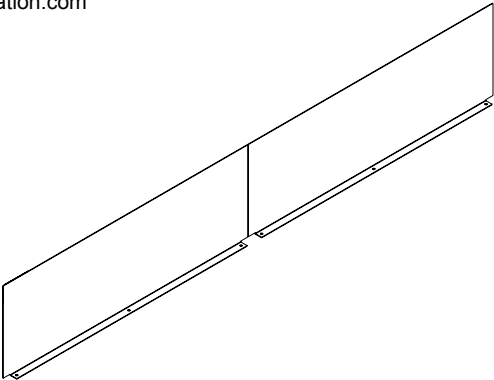


TOP VIEW

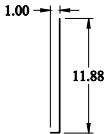
FRONT VIEW



BOTTOM VIEW



ISOMETRIC VIEW



SIDE VIEW