




PART No. CWBA1224



Data subject to change without notice

Isometric drawing Not to Scale

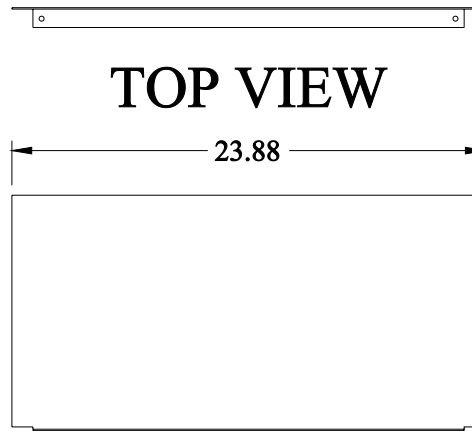
Gross Automation (877) 268-3700 · www.hammondenclosuresales.com · sales@grossautomation.com



BACK VIEW



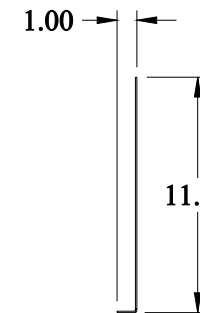
SIDE VIEW



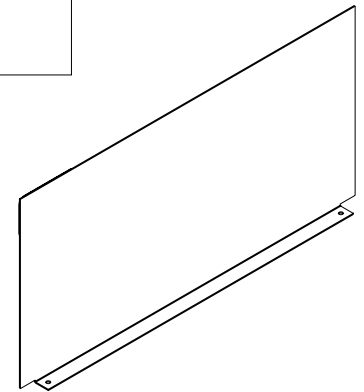
FRONT VIEW



BOTTOM VIEW



SIDE VIEW



ISOMETRIC VIEW