


PART No. CWBA1212


Data subject to change without notice

Isometric drawing Not to Scale

Gross Automation (877) 268-3700 · [www.hammondenclosuresales.com](http://www.hammondenclosuresales.com) · [sales@grossautomation.com](mailto:sales@grossautomation.com)




TOP VIEW



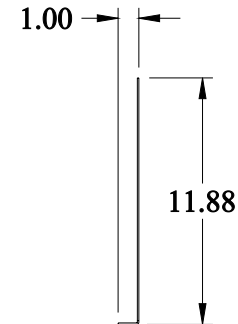
BACK VIEW



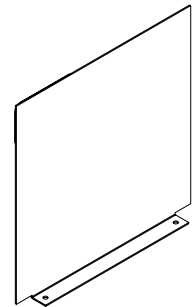
SIDE VIEW



FRONT VIEW



SIDE VIEW



ISOMETRIC VIEW



BOTTOM VIEW