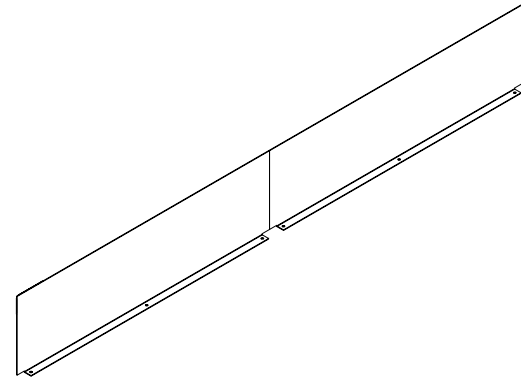


PART No. CWBA1072

Data subject to change without notice

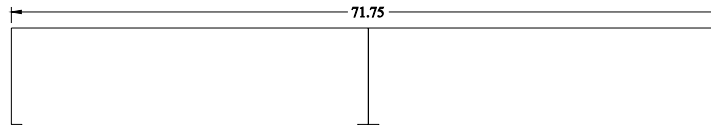
Isometric drawing Not to Scale

Gross Automation (877) 268-3700 · [www.hammondenclosuresales.com](http://www.hammondenclosuresales.com) · [sales@grossautomation.com](mailto:sales@grossautomation.com)

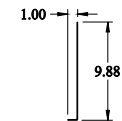


ISOMETRIC VIEW

TOP VIEW



FRONT VIEW



SIDE VIEW



BOTTOM VIEW

SIDE VIEW

BACK VIEW

