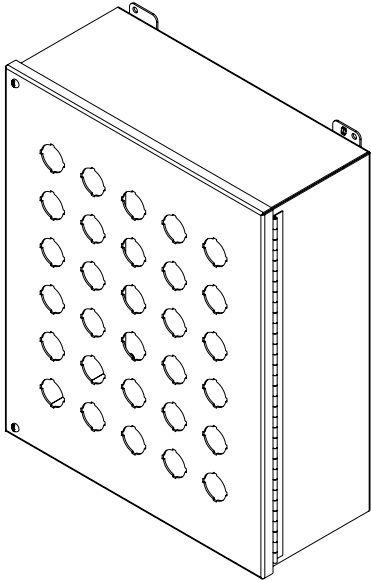


PART No. 1489P30
 Data subject to change without notice
 Isometric drawing Not to Scale

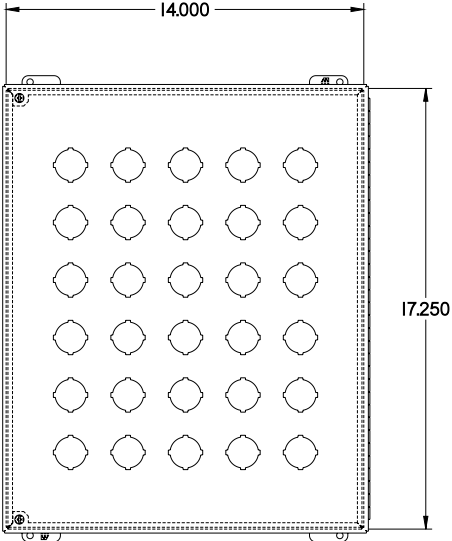
Gross Automation (877) 268-3700 · www.hammondenclosuresales.com · sales@grossautomation.com



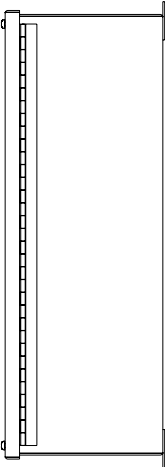
ISOMETRIC VIEW




TOP VIEW




FRONT VIEW




RIGHT SIDE VIEW



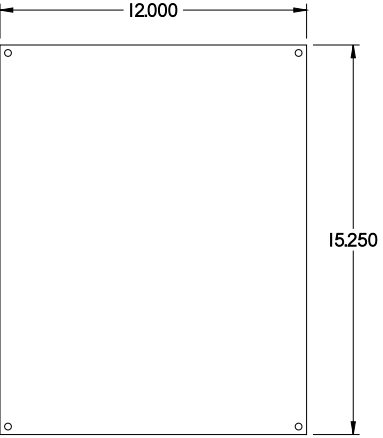
BOTTOM VIEW



LEFT SIDE VIEW



BACK VIEW



INNER PANEL