

# 1422 Series Two Door Floormount Enclosures - NEMA 4

Continuous Hinge, Quarter Turn Latches

Industrial Enclosures

Floormount Enclosures



## Application

- Designed to house electrical, electronic, hydraulic or pneumatic controls and instruments.
- Provides protection where equipment may be hosed down or otherwise be very wet, or in outdoor applications for full weather protection.

## Standards

- UL 508 Type 3R, 4 and 12
- CSA Type 3R, 4 and 12
- **Complies with**
  - NEMA Type 3R, 4 12 and 13
  - JIC EGP-1-1967
  - IEC 60529, IP66

## Construction

- Formed 12 gauge steel.
- Smooth, continuously welded seams without knockouts, cutouts or holes.
- Body stiffeners are provided in the larger enclosures for extra rigidity.
- Heavy duty lifting eyebolts are provided with reinforcing support angles.
- Center post is removable for easy installation of the inner panel.
- Formed lip on door and top of enclosure opening exclude flowing liquids and contaminants.
- Continuously hinged doors may be removed by pulling the stainless steel hinge pin.
- Doors are secured with quarter turn latches.
- Provision for padlocking.
- 12" floor stands are welded to the enclosure.
- Seamless poured-in place gasket.
- Provision for light kit mounting.
- A removable 10 gauge inner panel is included.
- Panel supports are provided for easy panel installation.
- Collar studs are provided for mounting inner panels.
- A bonding stud is provided on the door and a grounding stud is provided in the enclosure for each door.
- A literature pocket is provided for the inside of the door.

## Finish

- Cover and enclosure are finished in recoatable smooth ANSI 61 gray powder coating.
- Removable white inner panel is finished in white powder coating.

## Accessories

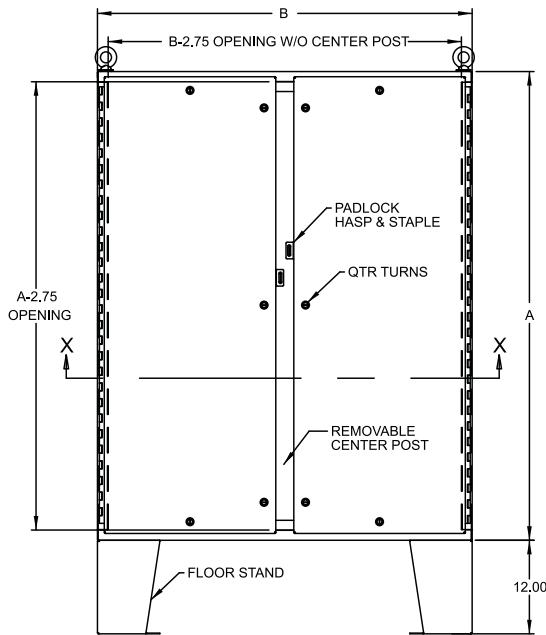
- Air conditioners...see page **349-367**
- Blowers...see page **392**
- Breather kits...see page **400-401**
- Door stop kit...see page **453**
- Drip shield kits...see page **451**
- Enclosure stabilizers...see page **456**
- Filter fans...see page **371-384**
- Floor stand kits...see page **453**
- Gland Plates...see page **446**
- Heaters...see page **393-396**
- Inner Panels...see page **437**
- Light kit...see page **452**
- Louvered ventilating plates  
...see page **402**
- Thermostats...see page **397**
- Window kits...see page **449**

**Inner  
Panel  
Included**

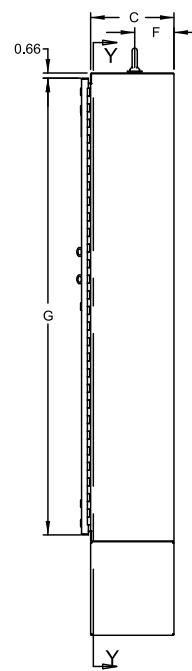


# 1422 Series Two Door Floormount Enclosures - NEMA 4

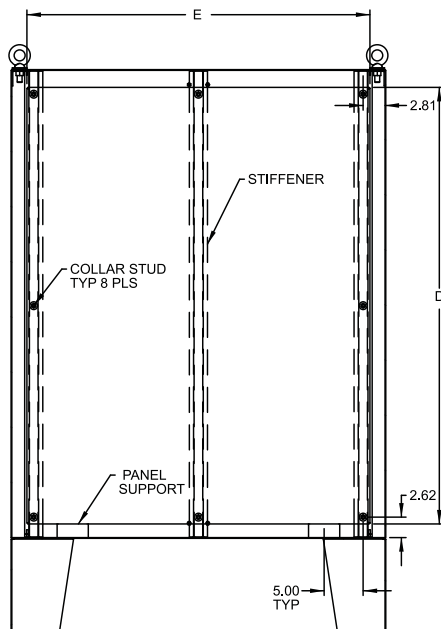
## Continuous Hinge, Quarter Turn Latches



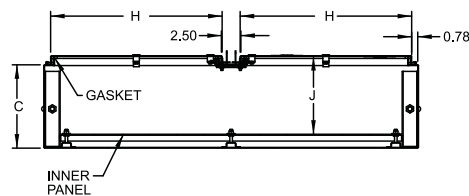
**Front View**



**Side View**



**Section Y-Y**



**Section X-X**

Part No.	A	B	C	Body Gauge	Panel Gauge	Panel Size		F	G	H	J	Ship Wt. lbs.
1422N4B10FQT	60.13	48.06	10.69	12	10	56	44	5.3	58.59	22	9.87	475
1422N4D12FQT	60.13	60.06	12.69	12	10	56	56	6.3	58.59	28	11.87	567
1422N4E12FQT	72.13	60.06	12.69	12	10	68	56	6.3	70.59	28	11.87	645
1422N4F12FQT	72.13	72.06	12.69	12	10	68	68	6.3	70.59	34	11.87	750
1422N4F24FQT	72.13	72.06	24.69	12	10	68	68	12.3	70.59	34	23.87	945

Technical references and CAD downloads available at [www.hammondmfg.com](http://www.hammondmfg.com)

All dimensions in inches unless specified otherwise

**Quality Products. Service Excellence.**