

# 1418 Series Single Door Enclosures - NEMA 12, 13

## Continuous Hinge, Clamped Cover



### Application

- Designed to house electrical, electronic, hydraulic or pneumatic controls and instruments.
- Provides a degree of protection from falling dirt, dust, oil and water.

### Standards

- UL 508 Type 12 and 13
- CSA Type 12 and 13
- Complies with
  - NEMA Type 12 and 13
  - JIC EGP-1-1967 unless marked<sup>1</sup>
  - IEC 60529, IP54

### Construction

- Formed 14 gauge steel bodies and doors.
- Smooth, continuously welded seams without knockouts, cutouts or holes.
- Door and body stiffeners are provided in the larger enclosures for extra rigidity.
- Welded brackets provide for enclosure mounting.
- Formed lip on door and enclosure exclude flowing liquids and contaminants.
- Continuously hinged door may be removed by pulling the hinge pin.
- Door is secured with easily operated stainless steel clamps.
- Provision for padlocking.
- Oil resistant gaskets are permanently secured.
- A removable 12 gauge inner panel is included.
- Collar studs are provided for mounting inner panels.
- A bonding stud is provided on the door and a grounding stud is provided in the enclosure.
- A literature pocket is provided for the inside of the door.

### Finish

- Cover and enclosure are finished in recoatable smooth ANSI 61 gray powder coating on the outside, with white powder coating on the inside.
- Removable inner panel is finished in white powder coating.

### Accessories

- Additional inner panels...see page **436**
- Air conditioners...see page **349-367**
- Blowers...see page **392**
- Breather kits...see page **400-401**
- Door clamping hardware  
...see page **429**
- Door stop kit...see page **453**
- Drip shield kits...see page **451**
- Enclosure stabilizers...see page **456**
- Filter fans...see page **371-384**
- Floor stand kits...see page **453**
- Gland Plates...see page **446**
- Heaters...see page **393-396**
- Lock kit...see page **431**
- Louvered ventilating plates  
...see page **402**
- Quick release clamp...see page **429**
- Swing Panels...see page **440**
- Terminal kit assemblies  
...see page **441**
- Thermostats...see page **397**
- Window kits...see page **449**

Part No.	Panel Size			Centers		Ship Wt. lbs
	A	B	C	D	E	
1418A6 <sup>2</sup>	12	24	6	9	21	18.0 13.25 34
1418B6 <sup>2</sup>	16	12	6	13	9	9.5 17.25 26
1418G6 <sup>2</sup>	16	16	6	13	13	10.0 17.25 32
1418CR6 <sup>2</sup>	16	20	6	13	17	14.0 17.25 38
1418CA6 <sup>2</sup>	20	12	6	17	9	9.5 21.25 32
1418C6 <sup>2</sup>	20	16	6	17	13	10.0 21.25 38
1418D6 <sup>2</sup>	20	20	6	17	17	14.0 21.25 48
1418ER6	20	24	6	17	21	18.0 21.25 54
1418AR6 <sup>2</sup>	24	12	6	21	9	9.5 25.25 36
1418H6	24	16	6	21	13	10.0 25.25 46
1418E6	24	20	6	21	17	14.0 25.25 54
1418J6	24	24	6	21	21	18.0 25.25 62
1418FG6	30	16	6	27	13	10.0 31.25 56
1418F6	30	20	6	27	17	14.0 31.25 66
1418K6	30	24	6	27	21	18.0 31.25 76
1418L6	36	24	6	33	21	18.0 37.25 91
1418M6	36	30	6	33	27	24.0 37.25 114
1418A8 <sup>2</sup>	12	24	8	9	21	18.0 13.25 38
1418B8 <sup>2</sup>	16	12	8	13	9	9.5 17.25 28
1418G8 <sup>2</sup>	16	16	8	13	13	10.0 17.25 34
1418CR8 <sup>2</sup>	16	20	8	13	17	14.0 17.25 43
1418CA8 <sup>2</sup>	20	12	8	17	9	9.5 21.25 35
1418C8 <sup>2</sup>	20	16	8	17	13	10.0 21.25 40
1418D8 <sup>2</sup>	20	20	8	17	17	14.0 21.25 48

<sup>1</sup>Does not meet JIC requirements

<sup>2</sup>Flat Panel not meet JIC

Part No.	Panel Size			Centers		Ship Wt. lbs
	A	B	C	D	E	
1418ER8	20	24	8	17	21	18.0 21.25 61
1418AR8	24	12	8	21	9	9.5 25.25 40
1418H8	24	16	8	21	13	10.0 25.25 50
1418E8	24	20	8	21	17	14.0 25.25 58
1418J8	24	24	8	21	21	18.0 25.25 68
1418KR8	24	30	8	21	27	24.0 25.25 82
1418KA8	30	12	8	27	9	9.5 31.25 50
1418KG8	30	16	8	27	13	10.0 31.25 60
1418F8	30	20	8	27	17	14.0 31.25 70
1418K8	30	24	8	27	21	18.0 31.25 82
1418KK8	30	30	8	27	27	24.0 31.25 102
1418MR8	30	36	8	27	33	30.0 31.25 124
1418L8	36	24	8	33	21	18.0 37.25 96
1418M8	36	30	8	33	27	24.0 37.25 120
1418LL8 <sup>1</sup>	36	36	8	33	33	30.0 37.25 142
1418N8	42	24	8	39	21	18.0 43.25 110
1418O8 <sup>1</sup>	42	30	8	39	27	24.0 43.25 132
1418P8 <sup>1</sup>	42	36	8	39	33	30.0 43.25 182
1418Q8	48	24	8	45	21	18.0 49.25 122
1418R8 <sup>1</sup>	48	30	8	45	27	24.0 49.25 173
1418S8 <sup>1</sup>	48	36	8	45	33	30.0 49.25 201
1418T8 <sup>1</sup>	60	36	8	57	33	30.0 61.25 246
1418B10 <sup>2</sup>	16	12	10	13	9	9.5 17.25 30
1418C10 <sup>2</sup>	20	16	10	17	13	10.0 21.25 44

<sup>1</sup>Does not meet JIC requirements

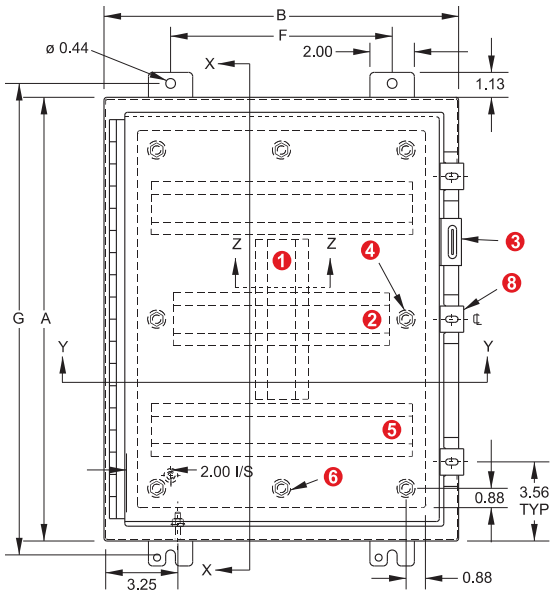
<sup>2</sup>Flat Panel not meet JIC

 Technical references and CAD downloads available at [www.hammondmfg.com](http://www.hammondmfg.com)

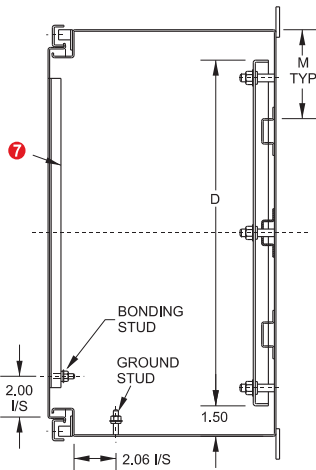
All dimensions in inches unless specified otherwise

# 1418 Series Single Door Enclosures - NEMA 12, 13

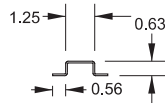
Continuous Hinge, Clamped Cover



Front View

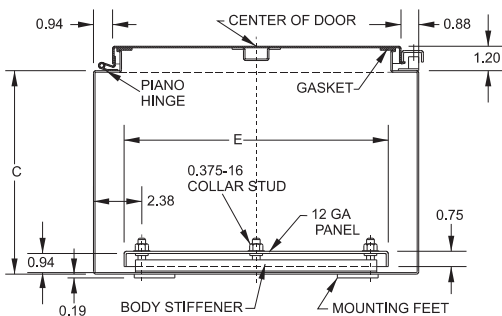


Side View



Section Z-Z

When A=	M=
30	7.00
36	9.00
42	9.88
48	11.38
60	14.38
72	17.38



Bottom View

Inner Panel Included



Part No.	Panel Size			Centers		Ship Wt. lbs		
	A	B	C	D	E			
1418D10 <sup>2</sup>	20	20	10	17	17	14.0	21.25	52
1418AR10 <sup>2</sup>	24	12	10	21	9	9.5	25.25	42
1418E10	24	20	10	21	17	14.0	25.25	64
1418J10	24	24	10	21	21	18.0	25.25	73
1418F10	30	20	10	27	17	14.0	31.25	76
1418K10	30	24	10	27	21	18.0	31.25	86
1418L10	36	24	10	33	21	18.0	37.25	105
1418M10	36	30	10	33	27	24.0	37.25	124
1418O10 <sup>1</sup>	42	30	10	39	27	24.0	43.25	140
1418P10 <sup>1</sup>	42	36	10	39	33	30.0	43.25	192
1418R10 <sup>1</sup>	48	30	10	45	27	24.0	49.25	162
1418S10 <sup>1</sup>	48	36	10	45	33	30.0	49.25	208
1418T10 <sup>1</sup>	60	36	10	57	33	30.0	61.25	258
1418C12 <sup>2</sup>	20	16	12	17	13	10.0	21.25	48
1418E12	24	20	12	21	17	14.0	25.25	68
1418J12	24	24	12	21	21	18.0	25.25	76
1418K12	30	24	12	27	21	18.0	31.25	90
1418KK12	30	30	12	27	27	24.0	31.25	114
1418L12	36	24	12	33	21	18.0	37.25	108
1418M12	36	30	12	33	27	24.0	37.25	132
1418LL12 <sup>1</sup>	36	36	12	33	33	30.0	37.25	156
1418O12 <sup>1</sup>	42	30	12	39	27	24.0	43.25	150
1418P12 <sup>1</sup>	42	36	12	39	33	30.0	43.25	198
1418S12 <sup>1</sup>	48	36	12	45	33	30.0	49.25	222
1418T12 <sup>1</sup>	60	36	12	57	33	30.0	61.25	264
1418U12 <sup>1</sup>	72	30	12	69	27	24.0	73.25	272
1418V12	72	36	12	69	33	30.0	73.25	312
1418E16	24	20	16	21	17	14.0	25.25	74
1418J16	24	24	16	21	21	18.0	25.25	86
1418K16	30	24	16	27	21	18.0	31.25	102
1418M16	36	30	16	33	27	24.0	37.25	140
1418P16 <sup>1</sup>	42	36	16	39	33	30.0	43.25	214
1418S16 <sup>1</sup>	48	36	16	45	33	30.0	49.25	238
1418T16 <sup>1</sup>	60	36	16	57	33	30.0	61.25	290
1418U16 <sup>1</sup>	72	30	16	69	27	24.0	73.25	290
1418K20	30	24	20	27	21	18.0	31.25	112
1418M20	36	30	20	33	27	24.0	37.25	152
1418S20 <sup>1</sup>	48	36	20	45	33	30.0	49.25	256
1418T20 <sup>1</sup>	60	36	20	57	33	30.0	61.25	300
1418U20 <sup>1</sup>	72	30	20	69	27	24.0	73.25	308
1418K24	30	24	24	27	21	18.0	31.25	142
1418U24 <sup>1</sup>	72	30	24	69	27	24.0	73.25	332

<sup>1</sup>Does not meet JIC requirements

<sup>2</sup>Flat Panel not meet JIC

- ① Vertical stiffener required on KK, M, MR and LL only.
- ② Omit center body stiffener if A is less than 41".
- ③ Padlocking hasp and staple.
- ④ Omit 2 middle studs if A is less than 31".
- ⑤ Omit body stiffeners if A or B is less than 29".
- ⑥ Omit 2 middle studs if B is less than 31".
- ⑦ Omit door stiffener if A or B is less than 31" except if AxB is 42"x30", 48"x30" or 72"x30".
- ⑧ Omit if A is less than 48".

Technical references and CAD downloads available at [www.hammondmfg.com](http://www.hammondmfg.com)

All dimensions in inches unless specified otherwise

Quality Products. Service Excellence.