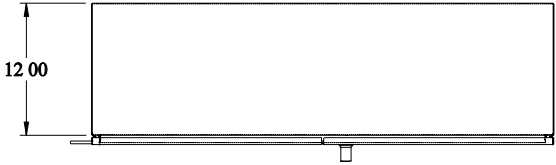
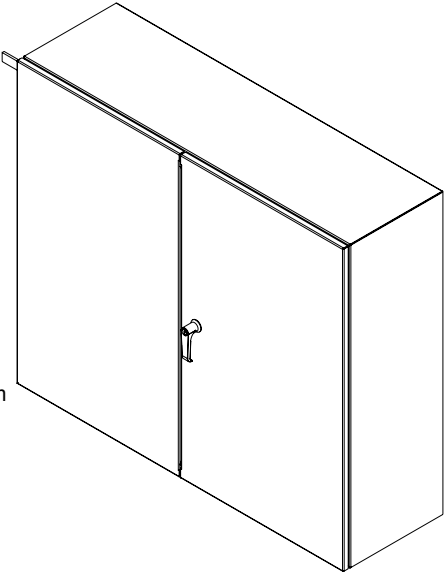



**PART No. EN4TD364212LG**  
 Data subject to change without notice  
 Isometric drawing Not to Scale

Gross Automation (877) 268-3700 · [www.hammondenclosuresales.com](http://www.hammondenclosuresales.com) · [sales@grossautomation.com](mailto:sales@grossautomation.com)

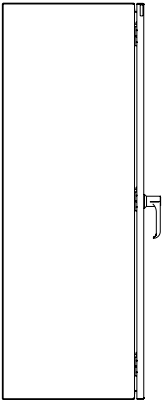


**TOP VIEW**

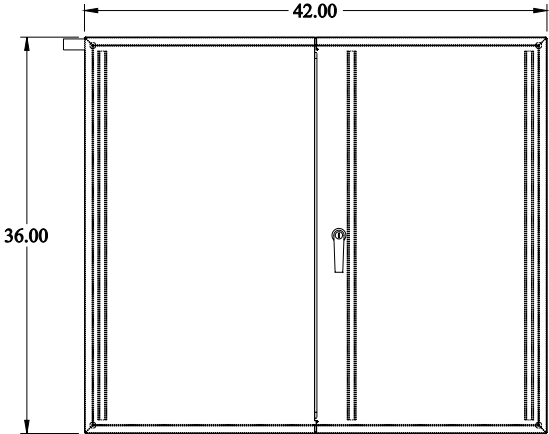
**ISOMETRIC VIEW**



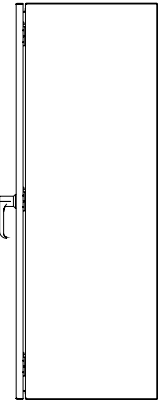
**BACK VIEW**



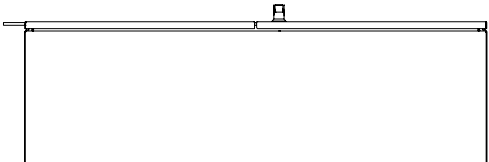
**LEFT SIDE VIEW**



**FRONT VIEW**



**RIGHT SIDE VIEW**



**BOTTOM VIEW**