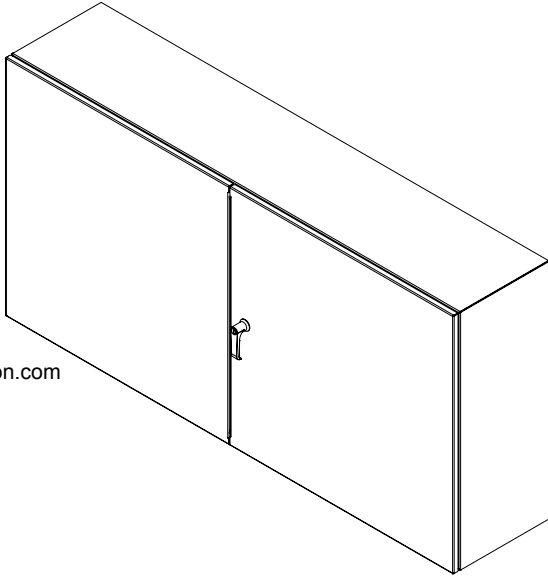


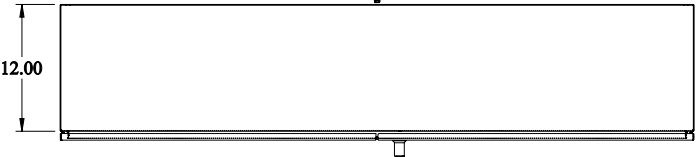
PART No. EN4TD306012GY

Data subject to change without notice
Isometric drawing Not to Scale


Gross Automation (877) 268-3700 · www.hammondenclosuresales.com · sales@grossautomation.com



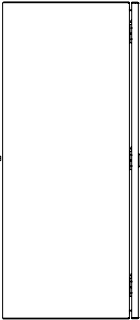
ISOMETRIC VIEW




TOP VIEW



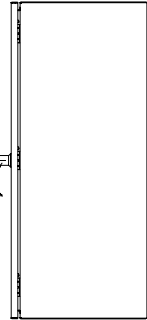
BACK VIEW



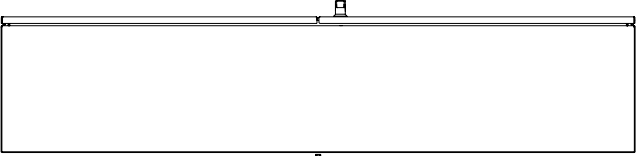
LEFT SIDE VIEW



FRONT VIEW



RIGHT SIDE VIEW



BOTTOM VIEW