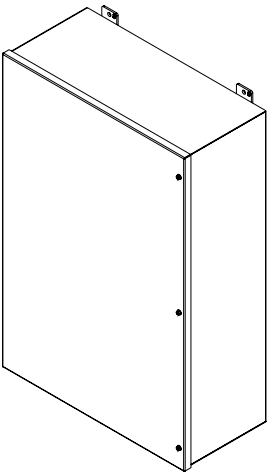
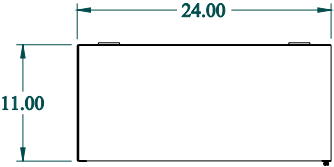


PART No. 1418JL11
 for more information visit
www.hammfg.com
 Data subject to change without notice
 Isometric drawing Not to Scale




ISOMETRIC VIEW



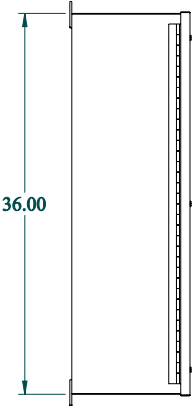
TOP VIEW




INNER PANEL




BACK VIEW




LEFT SIDE VIEW



FRONT VIEW



RIGHT SIDE VIEW



BOTTOM VIEW