

## General Accessories

### Hardware

**General Accessories**
**Hardware**

### Heavy Duty Door Clamping Hardware



- Replacement hardware for use on all 1418 and 1447 Series enclosures.
- Formed heavy gauge stainless steel clamp with stainless steel hardware.
- Sold in sets of two.

Part No.	<b>1481HC18</b>
----------	-----------------

### Junction Box Padlock Kit



- Field installed kit requires drilling of only 4 holes
- Compatible with 1414 Series junction boxes.
- Only available in 316 Stainless Steel.
- Sold Individually.
- Installation Instructions provided

Part No.	<b>14PLKS16</b>
----------	-----------------

### Quick Release Clamp



- Provides fast access to conventional screw clamp type enclosures.
- Installs on clamp bracket in place of screw on 1418, 1418N4, 1447N4, and 1422N4 Series enclosures.
- Entire assembly is stainless steel.
- Set of two.

Part No.	<b>1418QR</b>
----------	---------------

### Door Clamping Hardware



- Replacement hardware for use on 1414, 1485, 1486, and 1487 Hammond enclosures.
- Formed heavy gauge stainless steel.
- Set of two

Part No.	<b>1481C14</b>
----------	----------------

### Quick Release Junction Box Clamp



- Installs easily on standard clamp bracket allowing for quick access.
- Compatible with 1414 Series junction boxes. Also 1485 Series wireway and 1486 trough.
- Available in plated or stainless steel.
- Sold Individually.

Part No.	Material
<b>14QR</b>	Plated Steel
<b>14QRSS</b>	304 SS
<b>14QRS16</b>	316 SS

### Lifting or Pull Handles



- Chrome plated steel accessory handles.
- Two 10-32 screws on 1427L, M, and N; 6-32 screws on 1427P and Q.
- Additional sizes available. Consult factory.

Part No.	Mtg. Centers	Handle Diameter
<b>1427L</b>	7.00	0.375
<b>1427M</b>	5.25	0.375
<b>1427N</b>	3.50	0.375
<b>1427P</b>	2.81	0.250
<b>1427Q</b>	2.25	0.250

Technical references and CAD downloads available at [www.hammondmfg.com](http://www.hammondmfg.com)

All dimensions in inches unless specified otherwise

### Handle Kits for Type 4 and 4X Enclosures



- Durable zinc die cast or stainless steel
- Removable handle stop for clockwise / counter-clockwise operation
- Textured powder coat Black finish on zinc cast handle
- Maintains NEMA rating of enclosure
- Padlock “trigger” design for security requirements
- Optional key lock or defeater available
- Handle can be used on other Hammond enclosures as field installation or installed at factory ... contact Hammond

Part No.	Description	Material	NEMA Rating
<b>MHK1</b>	6" PADLOCKING 1PT. LATCH	Zinc	4
<b>MHK2</b>	6" PADLOCKING 3PT < 60"	Zinc	4
<b>MHK3</b>	6" PADLOCKING 3PT > 60"	Zinc	4
<b>MHKD1</b>	6" PADLOCKING DEFEATER 1PT LATCH	Zinc	4
<b>MHKD2</b>	6" PADLOCKING DEFEATER 3PT < 60"	Zinc	4
<b>MHKD3</b>	6" PADLOCKING DEFEATER 3PT > 60"	Zinc	4
<b>MHKL1</b>	6" KEYED PADLOCKING 1PT LATCH	Zinc	4
<b>MHKL2</b>	6" KEYED PADLOCKING 3PT < 60"	Zinc	4
<b>MHKL3</b>	6" KEYED PADLOCKING 3PT > 60"	Zinc	4
<b>MHK1SS</b>	6" SS PADLOCKING 1PT LATCH	316 SS	4X
<b>MHK2SS</b>	6" SS PADLOCKING 3PT LATCH < 60"	316 SS	4X
<b>MHK3SS</b>	6" SS PADLOCKING 3PT LATCH > 60"	316 SS	4X
<b>MHKD1SS</b>	6" SS PADLOCKING DEFEATER 1PT LATCH	316 SS	4X
<b>MHKD2SS</b>	6" SS PADLOCKING DEFEATER 3PT < 60"	316 SS	4X
<b>MHKD3SS</b>	6" SS PADLOCKING DEFEATER 3PT > 60"	316 SS	4X
<b>MHKL1SS</b>	6" SS KEYED PADLOCKING 1PT LATCH	316 SS	4X
<b>MHKL2SS</b>	6" SS KEYED PADLOCKING 3PT < 60"	316 SS	4X
<b>MHKL3SS</b>	6" SS KEYED PADLOCKING 3PT > 60"	316 SS	4X

## General Accessories

### Hardware

### Latch Kits for Single Door Type 12 Enclosures

- Designed for field installation on most 1418 Series single door enclosures (does not fit 1418 J Series).
- Available with key locking, padlocking, and non-locking handles.
- Single point kits include a handle and latch cam.
- Three point kits include a handle, latch cam, latch rods and adjustable rod guides.
- Latch rod ends have rollers for easier door closing.
- All parts are plated or painted for corrosion resistance.



Non-Locking Handle	Handle Rotation	Locking Handle	Handle Rotation	"Tee" Locking Handle	Description
AHK1	clockwise	AHKL1	counter clockwise	THK1	1 point latch
AHK2	clockwise	AHKL2	counter clockwise	THK2	3 point latch 48" and under
AHK3	clockwise	AHKL3	counter clockwise	THK3	3 point latch 60" and over

Padlocking Handle	Locking & Padlocking Handle	Description
PHK1	PHKL1	1 point latch
PHK2	PHKL2	3 point latch 48" and under
PHK3	PHKL3	3 point latch 60" and over




### Lock Kit for NEMA 1 Enclosures



- Installs in place of the existing slotted latch, or in cutout hole provided.
- Reversible cam position for other applications.
- Maintains NEMA1 rating.

Part No.	Fits Enclosure Series
1427LKN1	1420, N1A
N1JLK	N1J, CHKO, N1WS, N1WF



### Lock Kit for 1418 Type 4 and 12 Enclosures

- Designed for installation on most 1418 Series single door enclosures (does not fit 1418 J Series).
- Requires a drilled or punched hole to receive cylinder lock.
- Internal "O" ring provides dust and water tight construction.
- Maintains NEMA rating.

Part No.	1427LKN4
----------	----------

Technical references and CAD downloads available at [www.hammondmfg.com](http://www.hammondmfg.com)

All dimensions in inches unless specified otherwise

## General Accessories

### Hardware



Part No.	Description
<b>1421</b>	pkg. of 4 screws & 4 washers
<b>142110</b>	pkg. of 10 screws & 10 cup washers
<b>142125</b>	pkg. of 25 screws & 25 cup washers

Nickel plated 10-32 x 0.63" combo slot, Phillips oval countersunk head screws with steel cup washers.



Part No.	Description
<b>1421B</b>	pkg. of 4 screws & 4 washers

Nickel plated 10-32 x 0.5" thumb screws with nylon washers for captivating panels up to 0.09" thick. Head is 0.62" diameter x 0.37" high.



Part No.	Description
<b>1421A</b>	pkg. of 4 screws & 4 washers
<b>1421A10</b>	pkg. of 10 screws & 10 cup washers
<b>1421A25</b>	pkg. of 25 screws & 25 cup washers

Nickel plated 10-32 x 0.63" combo slot, Phillips oval countersunk head screws with plastic cup washers.



Part No.	Description
<b>1421B2</b>	pkg. of 2 screws, nuts & washers

Polished stainless steel 1/4-20 x 0.87" thumb screws with nylon washers and steel nuts for captivating panels up to 0.4" thick. Head is 0.68" diameter x 0.25" high.



Part No.	Description
<b>1421A10B</b>	pkg. of 10 screws
<b>1421A25B</b>	pkg. of 25 screws
<b>1421A100B</b>	pkg. of 100 screws
<b>1421A500B</b>	pkg. of 500 screws

Nickel plated 10-32 x 0.63" combo slot, Phillips oval countersunk head screws.



Part No.	Description
<b>1421D</b>	pkg. of 25 screws
<b>1421D100</b>	pkg. of 100 screws
<b>1421D500</b>	pkg. of 500 screws

Zinc plated 10-32 x 0.5" slotted pan head screws.



Part No.	Description
<b>1421A25W</b>	pkg. of 25 cup washers
<b>1421A100W</b>	pkg. of 100 cup washers
<b>1421A500W</b>	pkg. of 500 cup washers

Black plastic cup washers for countersunk 10-32 screws.



Part No.	Description
<b>1421E25W</b>	pkg. of 25 washers
<b>1421E100W</b>	pkg. of 100 washers
<b>1421E500W</b>	pkg. of 500 washers
<b>1421E1000W</b>	pkg. of 1000 washers

Nickel plated metal cup washers for countersunk 10-32 screws.


## General Accessories

### Hardware



Part No.	Description
<b>1421N25</b>	pkg. of 25 clip nuts
<b>1421N100</b>	pkg. of 100 clip nuts
<b>1421N250</b>	pkg. of 500 clip nuts
<b>1421N1000</b>	pkg. of 1000 clip nuts

10-32 clip nuts for all panel rails and most other mounting positions. Has the holding strength of a standard 10-32 nut.



Part No.	Description
<b>1421NP25</b>	pkg. of 25 clip nuts
<b>1421NP100</b>	pkg. of 100 clip nuts
<b>1421NP250</b>	pkg. of 500 clip nuts
<b>1421NP1000</b>	pkg. of 1000 clip nuts

Zinc plated 10-32 clip nuts. 10-32 clip nuts for all panel rails and most other mounting positions. Has the holding strength of a standard 10-32 nut.

**General Accessories**


Part No.	Description
<b>1421F25</b>	pkg. of 25

Stainless steel 10-32 x 1.25" Phillips oval countersunk head (the extra length is necessary for raised panels).



Part No.	Description
<b>1421K25</b>	pkg. of 25 screws & nuts
<b>1421K100</b>	pkg. of 100 screws & nuts

Zinc plated 1/4-20 x 0.5" slotted round head screws with captive star washer nuts. Supplied with all panel rails and racks.

**Hardware**


Part No.	Description
<b>1463S</b>	pkg. of 3

3/8-16 spring loaded nuts and 3/8-16 x 0.75" bolts for "C" channels.



Part No.	Description
<b>1421S</b>	pkg. of 4

1/4-20 spring loaded nuts and 1/4-20 x 0.62" round head bolts for "C" channels.



### UL/CSA Hardware Kits

- When used as instructed, kits maintain the UL/CSA Type rating of Hammond enclosures which unapproved hardware will not.
- Screws require hex driver making them virtually tamper proof.
- Kit includes 50 stainless steel screws, sealing washers and nuts with one hex driver per kit.
- Offered in 8-32, 10-32 and 1/4-20 at various lengths.

Part No.	Description
<b>1421N4AA50</b>	8-32 x 1/2" Kit
<b>1421N4AB50</b>	8-32 x 1" Kit
<b>1421N4BA50</b>	10-32 x 1/2" Kit
<b>1421N4BB50</b>	10-32 x 1" Kit
<b>1421N4CA50</b>	1/4-20 x 5/8" Kit
<b>1421N4CB50</b>	1/4-20 x 1" Kit

## General Accessories

### Hardware



### Ground Lugs

- Dual L16 type aluminum lug
- 1 1/8" wide x 1 3/16" long
- Provides excellent grounding
- Accepts wire sizes from 1/0 to 14
- Usually used in conjunction with bus bar
- Packaged individually
- Mounting hardware not included (requires drilling of bus bar)

Part No.	<b>DNGL</b>
----------	-------------



### Quarter Turn Inserts and Keys

- For Eclipse Enclosures
- Field installable inserts replace standard quarter turn slot.
- Available in 7mm square and triangle formats, as well as slotted.
- Maintains NEMA, UL and CSA 12, 4 and 4X ratings.
- Square and triangle inserts provide extra security since standard screw drivers cannot open.
- Keys sold separately from inserts.

Part No.	Description
<b>2SQI7</b>	7mm square insert, black
<b>2SQK7</b>	7mm square key, fits 2SQI7
<b>2TRI7</b>	7mm triangle insert, black
<b>2TRK7</b>	7mm triangle key, fits 2TRI7
<b>2SLI</b>	Slotted insert, black



### Replacement Quarter Turn Assemblies

- Field installable.
- Interchangeable with standard quarter turn latches on Eclipse or Eclipse Junior series.
- Maintains NEMA, UL and CSA ratings as noted.

Part No.	Description	Series used with	Material	NEMA Rating
<b>EQTRL<sup>1</sup></b>	Locking Qtr Turn	Swing Panel/ Frame	Zinc Die/ Chrome	n/a (internal use only)
<b>2QTR</b>	Slotted Qtr Turn	Eclipse	Zinc Die/Black	12, 4,
<b>2SSQTR</b>	Slotted Qtr Turn	Eclipse	Stainless steel	12, 4, 4X
<b>2WKL</b>	Wing knob lock	Eclipse	Zinc Die/Black	12, 4,
<b>2QPL</b>	Padlockable Qtr Turn	Eclipse	Zinc Die/Black	12, 4,
<b>EJQTR</b>	Slotted Qtr Turn	Eclipse Junior	Zinc Die/Black	12, 4
<b>EJSSQTR</b>	Slotted Qtr Turn	Eclipse Junior	Stainless Steel	12, 4, 4X

<sup>1</sup> For use with Swing Frame/Panel.



### Eclipse Padlock Adaptor


- For use with EN4SD Series Enclosures.
- Padlock adaptor fits directly over the slotted quarter turn preventing access.
- 14 gauge 304 stainless steel.
- Stainless steel mounting hardware provided
- Once installed, the bolts cannot be removed without the door open.
- Easy installed in the field.
- Padlock not included.
- Maintains UL/CSA Type 4, 4X rating.

Part No.	<b>EPA</b>
----------	------------

## General Accessories

### Hardware

### Eclipse Junior Padlock Adaptor



- Padlock adaptor fits directly over the slotted quarter turn preventing access.
- 2mm thick 14 gauge stainless steel.
- Stainless steel mounting hardware provided.
- Once installed, the bolts cannot be removed without the door open.
- Easy installed in the field.
- Padlock not included.
- Maintains UL/CSA Type 4, 4X rating.

Part No. **EJPA**

### Eclipse Junior Wing Knob



- For use with EJ Series only.
- Installs in place of the standard quarter turn lock.
- Internal "O" ring provides dust and water tight construction.
- Zinc Diecast/Black.
- Maintains UL/CSA Type 12 rating.

Part No. **EJWKL**

### Oil Tight Hole Plugs



- Designed to seal unused pushbutton holes, conduit openings and knockout holes against dust, oil and water.
- Standard Pushbutton size is 30.5mm

#### Steel Hole Plugs

- Available in 12 sizes.
- Finished in gray.
- Oil resistant gasket.
- Secured with an 8-32 x .55" threaded stud and plated wing nut.

#### Stainless Steel Hole Plugs

- Available in 8 sizes.
- Finished in brushed natural stainless finish.
- Oil resistant gasket.
- Secured with an 8-32 x .55" threaded stud and plated wing nut.

#### Hole Plugs - Steel

Part No.	Description	Diameter
HP22	22mm Pushbutton	1.22
HP50	.5" Conduit	1.38
HP75	.75" Conduit	1.63
HPB	Std. Pushbutton	1.75
HP100	1" Conduit	1.88
HP125	1.25" Conduit	2.25
HP150	1.5" Conduit	2.50
HP200	2" Conduit	3.00
HP250	2.5" Conduit	3.50
HP300	3" Conduit	4.14
HP350	3.5" Conduit	4.66
HP400	4" Conduit	5.19

#### Hole Plugs - Stainless Steel

Part No.	Description	Diameter
HP22SS	22mm Pushbutton	1.22
HP50SS	.5" Conduit	1.38
HP75SS	.75" Conduit	1.63
HPBSS	Std. Pushbutton	1.75
HP100SS	1" Conduit	1.88
HP125SS	1.25" Conduit	2.25
HP150SS	1.5" Conduit	2.50
HP200SS	2" Conduit	3.00