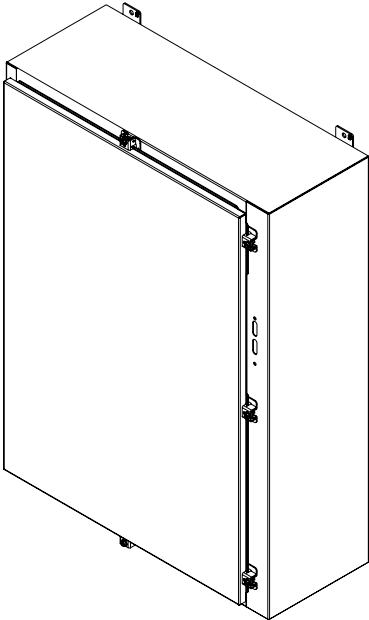


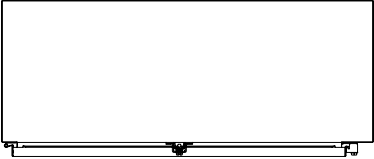
PART No. 1447SN4SSH12

Data subject to change without notice
Isometric drawing Not to Scale


Gross Automation (877) 268-3700 · www.hammondenclosuresales.com · sales@grossautomation.com




ISOMETRIC VIEW



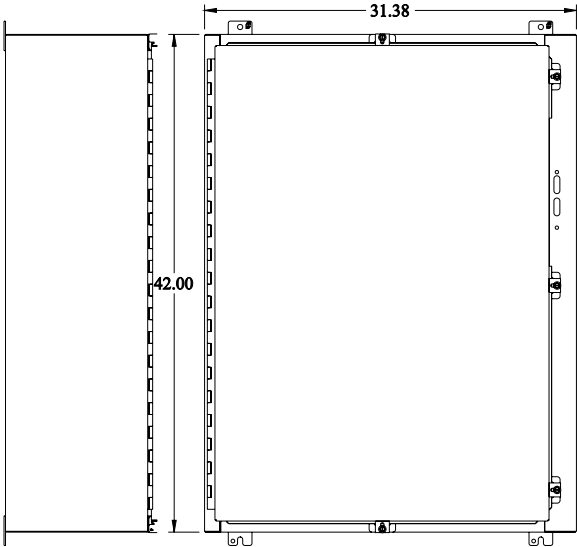
TOP VIEW




INNER PANEL



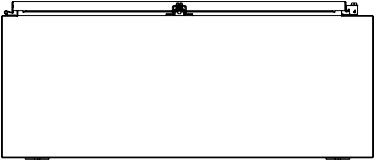
BACK VIEW



FRONT VIEW



SIDE VIEW



BOTTOM VIEW