

UHDM Modular Disconnect Enclosures - NEMA 12

ABB Controls, Allen Bradley, Cutler Hammer, General Electric, Siemens I-T-E Max-Flex™, Square D

Disconnect Ordering Information

ABB Controls

Disconnect switch:

- Flange operated switch (fusible or non-fusible)
- Shaft:
 - 18.13" deep enclosures use DSFHS-17
 - 24.13" deep enclosures, platform must be used with shaft (not included)
- Handle: DSFHN-HS12

Circuit breaker:

- Circuit breaker: ABB
- Operating mechanism
- Shaft:
 - 18.13" deep enclosures use K7FHD-S17
 - 24.13" deep enclosures, platform must be used with shaft (not included)
- Handle mechanism: K7FHD-HS12

Allen Bradley

Bulletin 1494F flange mounted

disconnect switch:

- Disconnect switch
- Fuse block adaptor (if required)
- Line and load connectors (if required)

1494D flange mounted circuit breaker operating mechanism:

- Circuit breaker: C-H Westinghouse
- Flange mounted operating mechanism
- Slide mechanism

Bulletin 1494V flange mounted

disconnect switch:

- Disconnect switch
- Operating handle
- Connecting rod/rods (long)
- Trailer fuse block kit (if required)
- Fuse clip kit (if required)
- Line and load connectors (if required)

Bulletin 1494V flange mounted circuit breaker operating mechanism:

- Circuit breaker: C-H Westinghouse
- Operating mechanism
- Operating handle
- Connecting rod (long)

C-H Westinghouse

Type C361 disconnect switch:

- Disconnect switch with an operating mechanism
- Operating handle: C361H1 or C361H3
- In 24.13" deep enclosures, platform must be used with shaft (not included)

Type C371 circuit breaker operating mechanism with a C-H Westinghouse circuit breaker:

- Circuit breaker
- Operating mechanism
- Long operating rod (if required)
- Operating handle:
 - 150 amp - C371H1 or C371H3
 - 250 through 1200 amp - C371H5 or C371H7

Flex-Shaft™ handle mechanism:

- Circuit breaker
- Complete Flex-Shaft™ handle mechanism

General Electric

Disconnect switch:

- Disconnect switch: Type QMR or QMW
- Fuse clip kit or no-fuse kit
- Flange handle: STDA1 or STDA2
- Variable depth operating mechanism
- Extended length drive rod (if required)

Circuit breaker:

- Circuit breaker
- Flange handle: STDA1 or STDA2
- Variable depth operating mechanism
- Extended length drive rod (if required)

Circuit breaker with a Spectra-Flex™ cable operator:

- Circuit breaker
- Flange mounted handle mechanism:
 - 150 to 600 amps - STDA1
 - SK1200 - STDA3
- Breaker mounted mechanism
- Operating cable

I-T-E Siemens

Disconnect switch:

- Basic switch (right-hand)
- Fuse or no-fuse kit
- Flange mounted handle: FHOHS
- Switch operator
- Operating cable: FHOEC048

Circuit breaker:

- Circuit breaker
- Pressure wire connectors
- Flange mounted handle:
 - 100 to 600 - FHOH
 - 800 to 2000 - FHOHN
- Circuit breaker operator mechanism
- Operating cable:
 - 18.13" deep enclosures accept 36" or 48" cables;
 - 24.13" deep enclosures require a 48" cable
- These items are available from Siemens I-T-E as a complete mechanism with a 36" operating cable only Order items separately when using a 48" cable

Square D

Disconnect switch:

- Disconnect switch with operating mechanism
- Universal handle mechanism: Type A-1
- Long operating rod (if required)

Circuit breaker:

- Circuit breaker
- Operating mechanism
- Universal handle mechanism: Type A-1
- Long operating rod (if required)

Class 9422 Type T disconnect switch with a cable mechanism:

- Disconnect switch with operating mechanism: Class 9422, Type T
- Handle mechanism: Class 9422, Type A-1
- Cable mechanism: Class 9422 CFT_O, 3, 5, or 10 foot

Circuit breaker with a cable mechanism:

- Circuit breaker: Square D
- Handle mechanism: Class 9422, type A-1
- Cable mechanism: Class 9422 CFT_O, 3, 5, or 10 foot

UHDM Modular Disconnect Enclosures - NEMA 12

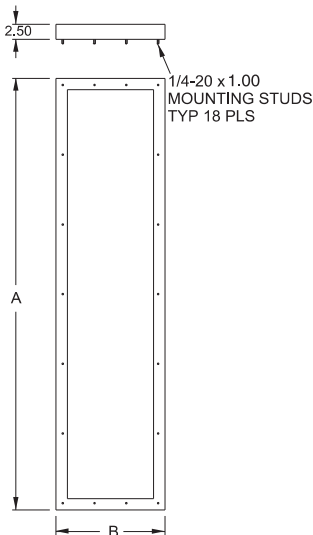
ABB Controls, Allen Bradley, Cutler Hammer, General Electric, Siemens I-T-E Max-Flex™, Square D

Disconnect

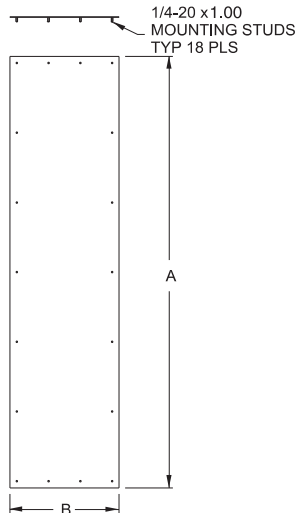
Freestanding Enclosures

Formed End Plates and Flat End Plates

- Formed from 12 gauge steel.
- Used to enclose the open end(s) of one or more modular enclosures.
- Two types are available. No separate gasket kit is required.



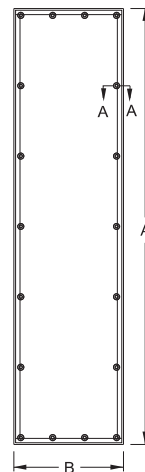
Formed End Plate



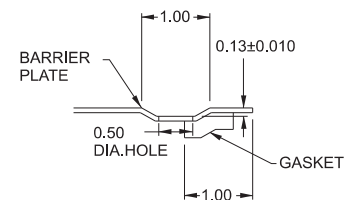
Flat End Plate

Flat Barrier Plate

- Formed from 14 gauge steel.
- May be used to provide a barrier between modular enclosures. They are supplied complete with gasket.



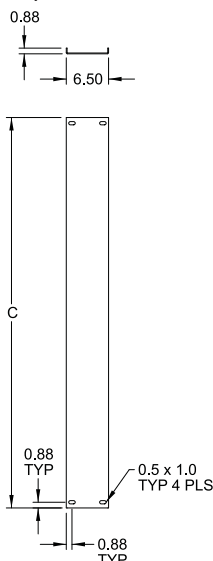
Flat Barrier Plate



Section A-A

Panel Bridge Kit

- Formed from 10 gauge steel.
- May be used to join back panels together between modular enclosures to provide a continuous panel surface.



Panel Bridge Kit

Accessories for Heavy Duty Modular NEMA 12 Enclosures for Flange Mounted Disconnects

Part No.	A	B	C	Description
UHDM7218ECA	71.86	17.87	—	Formed End Plate with
UHDM8418ECA	83.87	17.87	—	Mounting Hardware
UHDM8424ECA	83.87	23.87	—	
UHDM7218EPA	71.87	17.87	—	Flat End Plate with
UHDM8418EPA	83.87	17.87	—	Mounting Hardware
UHDM8424EPA	83.87	23.87	—	
UHDM7218BPA	71.87	17.87	—	Flat Barrier Plate with
UHDM8418BPA	83.87	17.87	—	Mounting Hardware
UHDM8424BPA	83.87	23.87	—	
UHDMFTC72BK	—	—	60	Inner Panel Bridge Kit
UHDMFTC84BK	—	—	72	

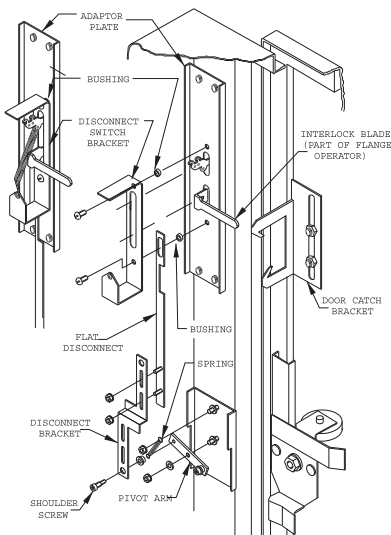
Universal Disconnect Enclosure - Operator Adaptor Kits

ABB Controls, Allen Bradley, Cutler Hammer, General Electric, Siemens I-T-E Max-Flex™, Square D

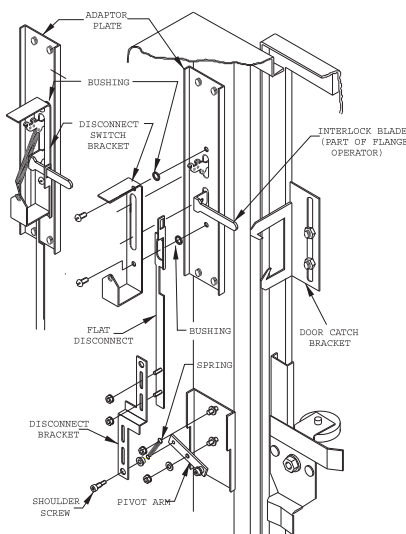
Operator Adaptor Kits

- All Universal series enclosures require one adaptor kit (ordered separately) to adapt the type of disconnect and mechanism to be used.
- Each brand and type requires a different adaptor kit.
- Each kit contains an adaptor plate and master door interlocking mechanism.
- Fully detailed, illustrated instructions included.

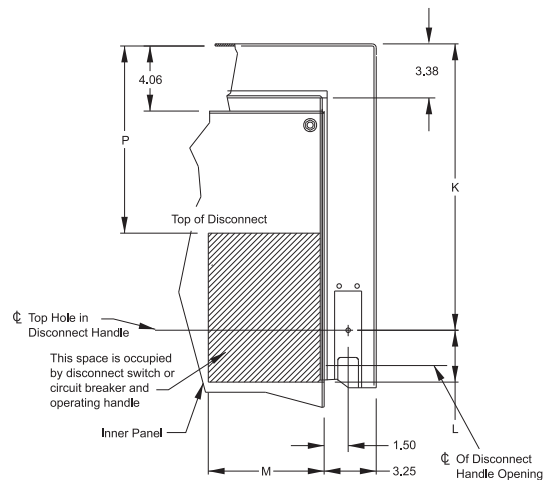
Version Shown
Allen Bradley - 1494V H1



Version Shown
Allen Bradley - 1494V H2



Part No.	Operator Make	Type
AKU	ABB Controls operating handle	
	Disconnect Switch Circuit Breaker	DSFHN-HS12 K7FHD-HS12
	Allen Bradley variable depth operating handle	
	Disconnect Switch	
	30-200	1494V H1
	400-600	1494V H2
	Circuit breaker	1494V H11
	Cutler Hammer operating handle	
	Disconnect Switch	C361H1 or H3
	Circuit Breaker	
	• 150A	C371H1 or H3
	• 50 to 1200A	C371H5 or H7
	Circuit Breaker C371 Flex-Shaft™ handle mechanism.	
	General Electric operating handle	
	Disconnect Switch	STDA1or STDA2
	Circuit Breaker	STDA1or STDA2
	Circuit Breaker Spectra-Flex™ cable operators	
	• 150 to 600A	STDA1
	• K1200	STDA3
	Siemens I-T-E Max-Flex™ operating handle	
	Disconnect Switch variable depth	FHOHS
	Circuit Breaker	
	• 125 to 600	FHOH
	• 800 to 2000	FHOHN
	Square D class 9422 operating mechanism	
	Disconnect Switch variable depth	9422 type A1
	Circuit Breaker variable depth	9422 type A1
	Disconnect Switch with cable mechanism	9422 type A1
	Circuit Breaker with cable mechanism	9422 type A1
AK1494FD	Allen Bradley	1494F and D
BPAK	Blank Adapter Plate	



Space Occupied by Disconnects

Note: Disconnects will occupy space on panel shown by dimensions "K", "L", and "M". Wiring space "P" is available when disconnect is installed in the enclosure.***The disconnect information and space occupied tables based on data supplied by disconnect manufacturer's bulletins. Hammond Manufacturing not responsible for dimensional accuracy.**