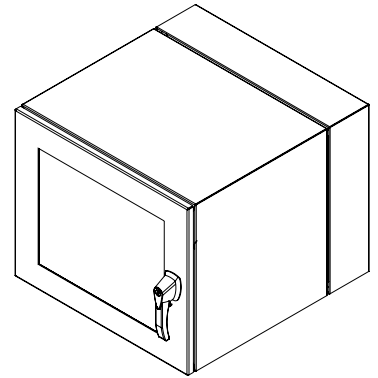


 **PART No. EN4DH202424WLG**
for more information visit
www.hammfg.com
Data subject to change without notice
Isometric drawing Not to Scale



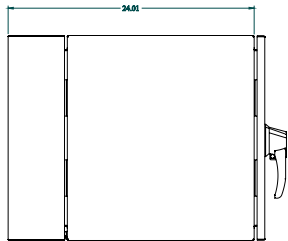
ISOMETRIC VIEW



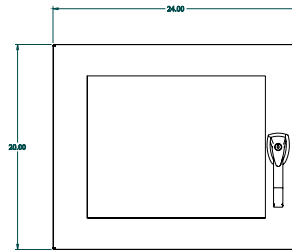
TOP VIEW



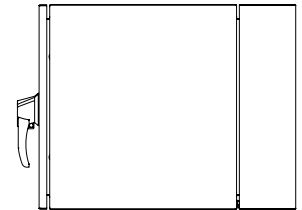
REAR VIEW




LEFT SIDE VIEW



FRONT VIEW



RIGHT SIDE VIEW



BOTTOM VIEW