




PART No. EN4SD242412SSWH


for more information visit
www.hamfmg.com

Data subject to change without notice

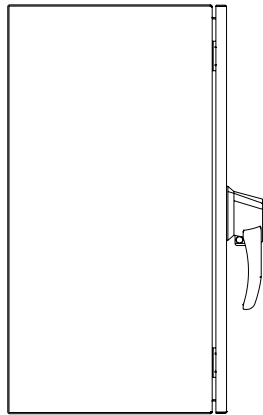
Isometric drawing Not to Scale



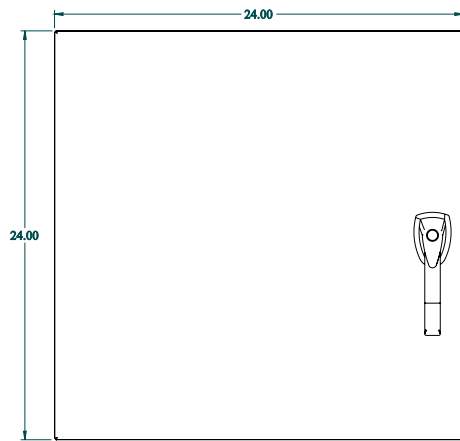
TOP VIEW



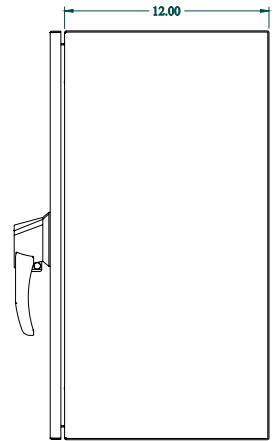
BACK VIEW




LEFT SIDE VIEW



FRONT VIEW



RIGHT SIDE VIEW



BOTTOM VIEW