



Gross Automation (877) 268-3700 · www.hammondenclosuresales.com · sales@grossautomation.com



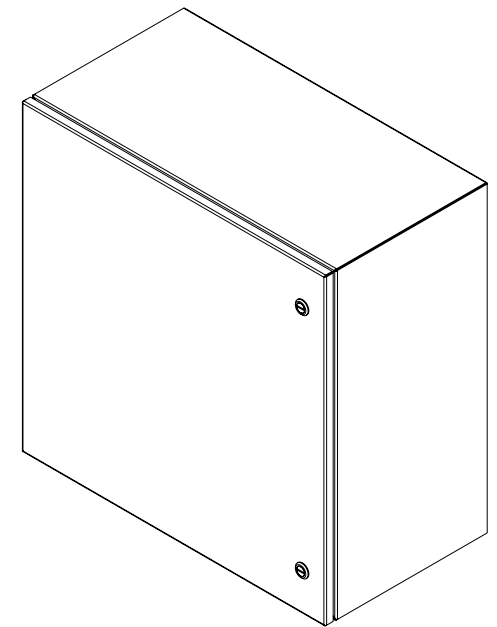
PART No. EN4SD242412S16

Data subject to change without notice


Isometric drawing Not to Scale




TOP VIEW



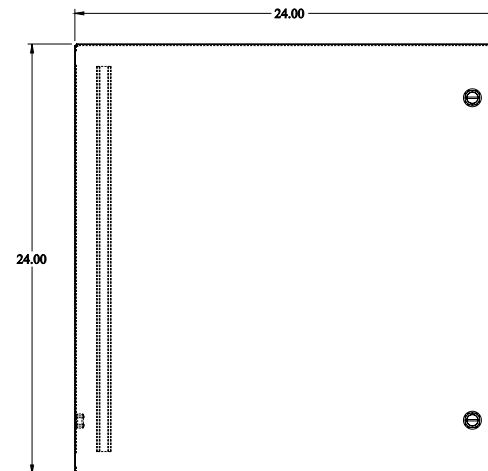
ISOMETRIC VIEW




BACK VIEW



LEFT SIDE VIEW



FRONT VIEW



RIGHT SIDE VIEW



BOTTOM VIEW