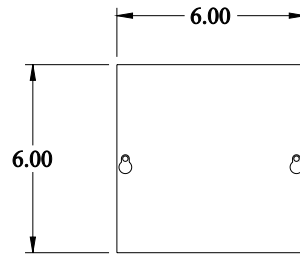


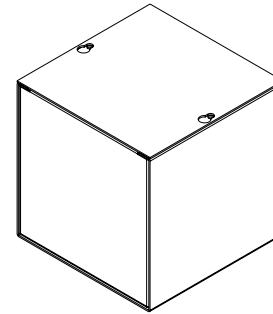
PART No. CS666

Data subject to change without notice


Isometric drawing Not to Scale




TOP VIEW




ISOMETRIC VIEW



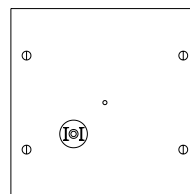
SIDE VIEW



FRONT VIEW



SIDE VIEW



BOTTOM VIEW